



# ***MANAGEMENT OF PHOTOCHEMICAL WASTES***

---

---

**Source Reduction, Silver  
Recovery, Safe Substitutes**

**By Sue Allen**

**Maryland Dept. of the Environment  
Water Management Administration  
Underground Injection Control Program**



# ***MAJOR PHOTOCHEMICALS***

---

---


- ★ Photography is very dependent on chemicals.
- ★ Wastewater from the photographic process contains contaminants such as: hydroquinone, sodium sulfite, silver, mercuric chloride, cadmium, ferrocyanide, acids, and formaldehyde.
- ★ The types of wastes include: process bath wastes, color developer wastes, bleach, fixer and fixer wastes. All are toxic and highly alkaline.
- ★ Laws affecting photoprocessing include the Safe Water Drinking Act and the Toxic Substances Control Act.



# ***SILVER EXPOSURE IN BIOSPHERE***



- ★ Silver is a rare but naturally occurring metal deposited as mineral ore, extracted from the main ore, Argentite.
- ★ It is recovered as a by-product from smelting nickel or copper ores and from platinum & gold deposits.
- ★ Sources of silver include emissions from smelting operations, manufacture & disposal of photographic /electrical supplies, coal combustion & cloud seeding.
- ★ Sorption is the main process that controls silver's entry into water & its movement in soils.





# WASTE DISPOSAL OPTIONS



- ★ About 100 million gallons of silver-bearing wastewaters are produced annually.
- ★ Materials that leach more than 5 mg/L of silver are classified hazardous waste.
- ★ Most POTW's can tolerate and treat photo wastewaters - if the volumes and concentrations of contaminants are not too high.
- ★ Local sewer authorities regulate concentrations & volumes per day of chemicals released into sewer systems.





# ***SILVER-BEARING WASTE***



- ★ Silver in photoprocessing waste is less toxic than “free” silver which can kill aquatic organisms.
- ★ Silver thiosulfate is the dominant silver compound in photoprocessing effluents.
- ★ High concentrations of organic & sulfur-based materials in municipal wastewater treatment systems ensure that any active silver materials are combined into sludge.



# SILVER-BEARING WASTE



- ★ After silver is discharged into natural waters, it is found tightly-bound in sediments, where it remains and not released into the water column.
- ★ Silver nitrate can cause skin, eye, and respiratory irritation.
- ★ Argyria, a condition characterized by bluish-gray pigmentation of the skin, mucous membranes and eyes, is a major effect resulting from long-term chronic exposure to silver.





# ***ONSITE SEWAGE DISPOSAL (SEPTIC SYSTEM)***



- ★ **Subsurface disposal systems are designed to manage domestic wastes.**
- ★ **Septic systems do not have the ability to properly treat photographic effluents since septic systems operate with anaerobic biological treatment.**
- ★ **MDE does not recommend discharging photoprocessing chemicals into septic systems because these chemicals upset the functioning of the systems and adversely affect nearby underground drinking water sources.**



# ***CODE OF MANAGEMENT PRACTICE***

---

---



- ★ The Code of Management Practice for Silver Dischargers is a voluntary set of recommendations on technology, equipment, & procedures for controlling silver discharges and preventing pollution.
- ★ The purpose is to develop a consensus among localities and photo-processing silver dischargers to reduce regulatory burdens and costs for municipalities and small businesses.
- ★ The Code involves the use of recovery and equipment options best suited to a facility, to enhance silver recovery & track the monitoring processes for effectiveness.
- ★ Silver has a secondary drinking water standard of 0.1 parts per million (ppm).





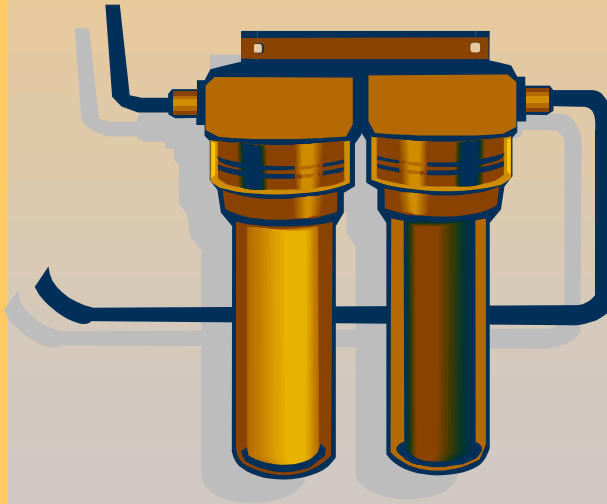
# ***SILVER RECOVERY***

- ★ Silver Recovery harvests silver from photoprocessing solutions.
- ★ There are several ways to recover silver, depending on the operation size, the concentration of silver in the effluent, and the silver discharge limits for the local POTW.
- ★ Concentrations of silver in used fixer usually exceeds allowable limits for discharge to municipal water systems.
- ★ The silver recovery process controls laboratory costs and maintains the lab's regulatory compliance.





# TYPES OF SILVER RECOVERY



- ★ **Metallic Replacement** involves an active solid metal, such as iron, contacting a solution containing dissolved ions of a less active metal.
- ★ **Electrolytic Recovery** applies a direct current across 2 electrodes in a silver-bearing solution. Metallic silver deposits on the cathode.
- ★ **Chemical Precipitation** mixes a precipitation agent with silver-bearing wastewater in a batch reaction tank with pH control. Solid particles are formed, settle before filtering, and are sent to a silver refiner.



# ***SILVER RECOVERY FROM RINSE WATER***

- ★ **Ion Exchange** is the reversible exchange of ions between a solid resin and a liquid. It can recover up to 98% of silver.
- ★ **Reverse Osmosis** has the wastewater flow under pressure over the surface of a selectively permeable membrane. Water molecules pass through the membrane, and other constituents are left behind, recovering 90 % of the silver thiosulfate.






# ***SILVER RECOVERY OPTIONS***



- ★ Developer/fixer disposal can be handled through an off-site silver reclamation facility, licensed to accept hazmats.
- ★ Operate your own silver recovery unit. This unit must be operated under certain regulations. Ensure that the silver concentrations in your system are acceptable to the local sewer system.



# ***BEST MANAGEMENT TECHNIQUES***



- ★ Seal all floor drains connected to the sewer or storm drains by production area.
- ★ Any solutions touched by developer must be put in hazmat. receptacle for pick-up by licensed hauler.
- ★ Use squeegees to wipe excess from films and papers. This saves \$\$ & chemical quantities.
- ★ Install secondary containment around all machines.
- ★ Keep waste fluid segregated for reuse, recycling or trt.



# ***BEST MANAGEMENT TECHNIQUES***




- ★ Floating lids on replenisher tanks reduce oxidation, evaporation & contamination from dirt.
- ★ Replace highly toxic developers, such as catechol, chlorquinol, and pyrogallo with less toxic ones, such as phenidone.
- ★ Donate unemulsified inks to school or public agencies.



# ***BEST MANAGEMENT TECHNIQUES***



- ★ Clean up spills at once. Use absorbent materials to confine any fluids.
- ★ Replace solvent-based plate-making systems with water-bases ones.
- ★ Reduce amount of waste rinse water by using countercurrent rinse tanks.
- ★ Install automatic ink levelers to keep ink fountains at optimal level for good print quality in large web presses.





# ***PHOTOCHEMICAL RECYCLING***

- ★ Choose inks & cleaning solutions that are non-toxic.
- ★ Avoid halogenated compounds, petroleum-based, or phenol cleaners.
- ★ Recycle spent fixer, solvents, waste ink.
- ★ Strip “goldenrod” from negatives and used metal plates & accumulate for pick-up by a licensed hauler.
- ★ Accumulate “chromoliths” for recycling.







# ***SAFE SUBSTITUTES***



- ★ Use soybean, walnut, or vegetable oil-based inks for lithography printing. Water-base inks can be used for screen printing.
- ★ Reduce concentration of Isopropyl Alcohol (IPA) with a fountain solution with low IPA or switch to low-VOC substitutes.
- ★ Use soap solutions when possible. Solvents should be used only for cleaning inks & oils.
- ★ Some specially made blanket washes & acetic acid-based solvents, with less hazmats, are now available.
- ★ Some small solvent recovery systems are on market, able to accommodate many medium-large printers.



# ***PHOTORECYCLING NEWS***



\* Washless minilabs use a stabilizer instead of washwater, recovering silver effluent and discharging it only to a municipal secondary treatment system.



\* Digital cameras now rival conventional photography. They recycle by reducing size & run on fewer batteries. Some companies remove lead from lenses, cadmium from sensors, & mercury from displays.



\* The disposable camera is the most recycled consumer product. Polystyrene covers & viewfinders are grinded down into new camera components and lens acrylic is made into toothbrushes.

\* One company extracts 99% of the silver and other toxic heavy metals from used photo liquids to produce a liquid fertilizer.





# REFERENCES



1. <http://environment.about.com/library/weekly/bldearearthtalk12-15.htm>, pp.1-7.
2. <http://www.silvercouncil.org/html/faq.htm>, pp. 1-4.
3. Environmental Support, "Disposing of Minilab Effluent," Kodak J-98D, 1994.
4. "Penny Stock Profile..Itronics Inc.," pp.1-6, Jan. 2005, [www.allpennystocks.com](http://www.allpennystocks.com).
5. "Photographic Materials: Safety Issues and Disposal Procedures," University of Florida, Gainesville, FL, pp.1-12.
6. POTW Guidance Manual, V./1, "What is the CMP and Why Use It?", pp.1-2. "What are the Sources of Photographic Silver?", pp. 3-4
7. RCRA in Focus, "Photo Processing," EPA/530-K-99-002. 1991, Center for Env. Research & Dev., USEPA, Cincinnati, Ohio, pp.1-17.
8. [www.inchem.org/documents/cicads/cicads/cicad44.htm](http://www.inchem.org/documents/cicads/cicads/cicad44.htm), pp1-18.
9. [www.kodak.com/global/en/service/faqs/faq5023.shtml](http://www.kodak.com/global/en/service/faqs/faq5023.shtml), pp. 1-7.